




Contractor CPR series

NOUVEAUX PRODUITS 2019



CONSTRUCTION PRODUIT RÉGULATION (CPR)

En tant que fabricant de câbles professionnel, nous nous sentons responsables de fournir des câbles sur lesquels vous pouvez compter tous les jours.

C'est pourquoi nous avons choisi d'offrir des câbles certifiés CPR avec une sécurité incendie maximale. En cas d'incendie, la plupart des pertes sont dues aux fumées toxiques.

En fournissant des câbles qui éliminent presque toutes les fumées toxiques et qui, en plus, empêchent le feu de se propager, nous espérons contribuer à un avenir plus sûr.

Procab,
Votre partenaire certifié CPR.


Qu'est-ce que la CPR?

Le règlement sur les produits de construction (CPR) est un règlement de l'UE pour les câbles d'installation, qui classe les câbles en fonction de leur résistance au feu. Il vise à améliorer la sécurité incendie dans les bâtiments.



Pourquoi CPR?

En cas d'incendie, le plus grand danger est la fumée toxique. Comme les bâtiments sont remplis de câbles, le risque de propagation du feu est très élevé. Pour améliorer la sécurité incendie en général, les câbles installés doivent être conformes à une certaine norme, le nouveau câblage CPR résistera à la propagation du feu tout en minimisant les émissions de gaz toxiques.



Objectifs du CPR

Le règlement sur les produits de construction a trois objectifs principaux :

- Garantir des niveaux de sécurité plus élevés pour le feu et les substances dangereuses
- Assurer l'harmonisation dans l'Union européenne
- Fournir plus de clarté et de traçabilité

Quelles sont les responsabilités du fabricant?

Après l'essai initial pour déterminer quelle classe de CPR correspond à la résistance au feu des câbles, le fabricant est tenu d'effectuer régulièrement des essais de suivi par le laboratoire notifiant.

Le fabricant est tenu de présenter une déclaration de performance pour tous les câbles disponibles dans laquelle toutes les informations concernant le fabricant, l'identification du câble, la norme applicable, l'organisme de certification et la performance de CPR peuvent être trouvées.

Quel câble de classe CPR ai-je besoin pour mon projet?

Les normes de câblage du CPR sont harmonisées dans toute l'Europe. Cependant, chaque pays établit sa propre réglementation concernant le câblage de classe CPR devant être utilisé dans différents types de bâtiments. Pour savoir de quel câblage de classe CPR vous avez besoin, veuillez vérifier vos normes locales.

Que signifient les différentes classes?

Bien que les classes de CPR vont de Aca à Fca, en réalité très peu de câbles atteindront les normes Aca et B1ca. En réalité, seuls les câbles des classes B2ca, Cca, Dca et Eca seront utilisés dans les bâtiments. Avec B2ca étant la classe la plus élevée, offrant la meilleure performance au feu, et Eca étant la classe la plus basse offrant une performance au feu limitée.

Niveaux supplémentaires de classification :

- s : La quantité de fumée émise
- d : Gouttelettes et particules flamboyantes
- a : Acidité de la fumée

Les Euroclasses sont des classes de câblage, chaque classe a ses exigences spécifiques selon lesquelles le câblage doit être testé. Le tableau Euroclass montre chaque classe avec ses propriétés spécifiques en matière de performance au feu.

Euro class	Câble	Critères de classification	Classification supplémentaire	Contribution à l'incendie
Aca	Câble imbrûlable	EN ISO 1716 Chaleur brute de combustion	Il est peu probable que de nombreux câbles soient conformes à la classe Aca	Aucun
B1ca	Câblage à comportement au feu amélioré	EN 50399 Dégagement de chaleur Propagation de la flamme	Production de fumée (s1, s2, s3) EN 50399/EN 61034-2	Minimal
B2ca			Gouttelettes enflammées (d0, d1, d2) EN 50267-2-3	Très limité
Cca			Acidité (a1, a2, a3) EN 50399	Limité
Dca				Moyenne
Eca			Câblage standard	EN 60332-1-2 Propagation de la flamme
Fca	Câblage indéterminé	-	-	Indéterminé

3 TYPES DE CRITÈRES SUPPLÉMENTAIRES



CONCENTRATION DE FUMÉE

Ces classes de production de fumée clarifient la quantité de fumée dégagée en cas d'incendie.

- › **s1**: très peu de production de fumée
- › **s1a**: s1 avec une visibilité supérieure à 80%
- › **s1b**: s1 avec une visibilité comprise entre 60% et 80%
- › **s2**: production de fumée intermédiaire
- › **s3**: Ni s1 ni s2

GOUTTELETTES BRÛLANTES

Ces classes indiquent la quantité de gouttelettes brûlantes.

- › **d0**: pas de gouttelettes tombantes
- › **d1**: les gouttelettes brûlantes persistent moins de 10ms
- › **d2**: ni d0 ni d1



ACIDITÉ DE LA FUMÉE


Ces classes indiquent la quantité d'acidité dans la fumée.

- › **a1**: faible acidité (UNE-EN 60754-2 conductivity <math><2,5\text{ms/mm y pH} > 4,3)</math>
- › **a2**: Valeurs intermédiaires de l'acide (UNE-EN 60754-2 conductivité <math><10\text{ ms/mm y pH} > 4,3)</math>
- › **a3**: ni a1 ni a2

DÉCLARATION DE PERFORMANCE

La déclaration de performance est un document important, fournissant toutes les informations nécessaires concernant la résistance au feu du câble. Tous les produits de construction conformes à une norme européenne ont besoin de cette déclaration accompagnée du marquage CE. De cette façon, la transparence entre le fabricant, le distributeur et l'installateur est accrue.

Il contient le fabricant, l'identification du câble, le système d'évaluation, la norme applicable, l'organisme de certification et la classe CPR.



DECLARATION OF PERFORMANCE


No. S-DOP-F1-L001

- Unique identification code of the product-type:
S-F1-L001
- Type, batch or serial number or any other element allowing identification of the construction product as required under Article 11(4):
Procab CCT50U/3
- Intended use or uses of the construction product, in accordance with the applicable harmonised technical specification, as foreseen by the manufacturer:
Telecommunication cables in buildings and other civil engineering works with the objective of limiting the generation and spread of fire and smoke
- Name, registered trade name or registered trade mark and contact address of the manufacturer as required under Article 11(5):
**PVS NV/Procab Belgium
Veldstraat 99 , 3500 Hasselt Belgium**
- Where applicable, name and contact address of the authorised representative whose mandate covers the tasks specified in Article 12(2):
As above
- System or systems of assessment and verification of constancy of performance of the construction product as set out in CPR, Annex V:
System 3
- In case of the declaration of performance concerning a construction product covered by a harmonised standard:
Notified product certification body No. 2661 performed the determination of product type and of FPC
- Declared performance:

Essential characteristics	Performance	Harmonised technical specification
Reaction to fire	Dca-s2, d2, a1	EN50575:2014+A1:2016
Dangerous substances	None	
- The performance of the product identified in points 1 and 2 is in conformity with the declared performance in point 8.

*This declaration of performance is issued under the sole responsibility of the manufacturer identified in point 4.
Signed for and on behalf of the manufacturer by:*

Hasselt, 2017-04-26 Patrick Van de Sande, Manager





The CLS215-B2ca series are 2-core installation loudspeaker cables compliant to the B2ca standards of the Construction Product Regulation (CPR) regarding fire and flammability resistance in fixed installations, minimizing toxic smokes and providing optimal resistance to spreading fire. In addition to its outstanding fire properties the outer jacket of the cabling is smooth and durable for easy installation and pulling. The CLS2xx series consists of three models with individually polyolefin isolated conductors in sections ranging from 1.5 mm² (16 AWG) up to 4 mm² (11 AWG) which are composed of stranded bare copper wires. The stranding keeps the cable flexible and easy to handle. The cable can be used in both indoor and outdoor or in humid environments.

CROSS SECTION	HIGHLIGHTS	INNER CONDUCTOR
	<ul style="list-style-type: none"> EN50399 CPR Euroclass B2ca-s1b,d0,a1 16 AWG (1.5 mm²) thin and dense stranded conductors Class 5 IEC 60228 compliant 	

Type of cable	2-core loudspeaker cable
Inner conductor	BC 28 x 0.25 mm (Ø) (OFC)
Inner conductor section	1.5 mm ²
American Wire Gauge	16 AWG
Insulation	Ø 3.1 mm Polyolefin
Insulation color	Red / Blue
Number of conductors	2
Conductor twisting	Yes
Filling	None
Separator	None
Outer jacket	Polyolefin
Outer jacket diameter	Ø 9 mm
Outer jacket color	Black
Smoke concentration	s1b: s1 with visibility ranging from 60% to 80%
Burning droplets	d0: no falling droplets
Acidity of the smoke	a1: Low acidity (UNE-EN 60754-2)

ELECTRICAL SPECIFICATIONS

Max. conductor DC resistance	13.3 (Ohm/Km)
Dielectric strength	2 (KV / 1 min. DC)
Voltage rating	500V

AVAILABLE LENGTHS

100 m : CLS215-B2CA/1
 300 m : CLS215-B2CA/3



The CLS215-Cca series are 2-core installation loudspeaker cables compliant to the Cca standards of the Construction Product Regulation (CPR) regarding fire and flammability resistance in fixed installations, minimizing toxic smokes and providing optimal resistance to spreading fire. In addition to its Improved fire properties the outer jacket of the cabling is smooth and durable for easy installation and pulling. The CLS2xx series consists of three models with individually polyolefin isolated conductors in sections ranging from 1.5 mm² (16 AWG) up to 4 mm² (11 AWG) which are composed of stranded bare copper wires. The stranding keeps the cable flexible and easy to handle. The cable can be used in both indoor and outdoor or in humid environments.



INSTALL

CROSS SECTION	HIGHLIGHTS	INNER CONDUCTOR
	<ul style="list-style-type: none"> EN50399 CPR Euroclass Cca-s1b,d0,a1 16 AWG (1.5 mm²) thin and dense stranded conductors Class 5 IEC 60228 compliant 	

Type of cable	2-core loudspeaker cable
Inner conductor	BC 28 x 0.25 mm (Ø) (OFC)
Inner conductor section	1.5 mm ²
American Wire Gauge	16 AWG
Insulation	Ø 2.5 mm Polyolefin
Insulation color	Red / Blue
Number of conductors	2
Conductor twisting	Yes
Filling	None
Separator	None
Outer jacket	Polyolefin
Outer jacket diameter	Ø 7 mm
Outer jacket color	Black
Smoke concentration	s1b: s1 with visibility ranging from 60% to 80%
Burning droplets	d0: no falling droplets
Acidity of the smoke	a1: Low acidity (UNE-EN 60754-2)

ELECTRICAL SPECIFICATIONS

Max. conductor DC resistance	13.3 (Ohm/Km)
Dielectric strength	2 (KV / 1 min. DC)
Voltage rating	500V

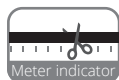
AVAILABLE LENGTHS

100 m : CLS215-CCA/1
300 m : CLS215-CCA/3

CLS225-B2CA CONTRACTOR LOUDSPEAKER CABLE

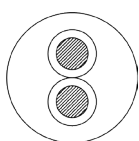


The CLS225-B2ca series are 2-core installation loudspeaker cables compliant to the B2ca standards of the Construction Product Regulation (CPR) regarding fire and flammability resistance in fixed installations, minimizing toxic smokes and providing optimal resistance to spreading fire. In addition to its outstanding fire properties the outer jacket of the cabling is smooth and durable for easy installation and pulling. The stranding keeps the cable flexible and easy to handle. The cable can be used in both indoor and outdoor or in humid environments.



INSTALL

CROSS SECTION



HIGHLIGHTS

- EN50399 CPR Euroclass B2ca-s1b,d0,a1
- 13 AWG (2.5 mm²) thin and dense stranded conductors
- Class 5 IEC 60228 compliant

INNER CONDUCTOR



Type of cable	2-core loudspeaker cable
Inner conductor	BC 40 x 0.263 mm (Ø) (OFC)
Inner conductor section	2.5 mm ²
American Wire Gauge	13 AWG
Insulation	Ø 3.5 mm Polyolefin
Insulation color	Red / Blue
Number of conductors	2
Conductor twisting	Yes
Filling	None
Separator	None
Outer jacket	Polyolefin
Outer jacket diameter	Ø 9.6 mm
Outer jacket color	Black
Smoke concentration	s1b: s1 with visibility ranging from 60% to 80%
Burning droplets	d0: no falling droplets
Acidity of the smoke	a1: Low acidity (UNE-EN 60754-2)

ELECTRICAL SPECIFICATIONS

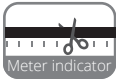
Max. conductor DC resistance	7.98 (Ohm/Km)
Dielectric strength	2 (KV / 1 min. DC)
Voltage rating	500V

AVAILABLE LENGTHS

100 m : CLS225-B2CA/1
300 m : CLS225-B2CA/3

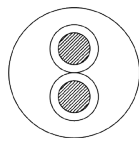


The CLS225-Cca series are 2-core installation loudspeaker cables compliant to the Cca standards of the Construction Product Regulation (CPR) regarding fire and flammability resistance in fixed installations, minimizing toxic smokes and providing optimal resistance to spreading fire. In addition to its outstanding fire properties the outer jacket of the cabling is smooth and durable for easy installation and pulling. The stranding keeps the cable flexible and easy to handle. The cable can be used in both indoor and outdoor or in humid environments.



INSTALL

CROSS SECTION



HIGHLIGHTS

- EN50399 CPR Euroclass Cca-s1b,d0,a1
- 13 AWG (2.5 mm²) thin and dense stranded conductors
- Class 5 IEC 60228 compliant

INNER CONDUCTOR



Type of cable	2-core loudspeaker cable
Inner conductor	BC 40 x 0.263 mm (Ø) (OFC)
Inner conductor section	2.5 mm ²
American Wire Gauge	13 AWG
Insulation	Ø 3.0 mm Polyolefin
Insulation color	Red / Blue
Number of conductors	2
Conductor twisting	Yes
Filling	None
Separator	None
Outer jacket	Polyolefin
Outer jacket diameter	Ø 8.5 mm
Outer jacket color	Black
Smoke concentration	s1b: s1 with visibility ranging from 60% to 80%
Burning droplets	d0: no falling droplets
Acidity of the smoke	a1: Low acidity (UNE-EN 60754-2)

ELECTRICAL SPECIFICATIONS

Max. conductor DC resistance	7.98 (Ohm/Km)
Dielectric strength	2 (KV / 1 min. DC)
Voltage rating	500V

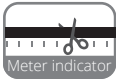
AVAILABLE LENGTHS

100 m : CLS225-CCA/1
300 m : CLS225-CCA/3

CLS240-B2CA CONTRACTOR LOUDSPEAKER CABLE



The CLS240-B2ca series are 2-core installation loudspeaker cables compliant to the B2ca standards of the Construction Product Regulation (CPR) regarding fire and flammability resistance in fixed installations, minimizing toxic smokes and providing optimal resistance to spreading fire. In addition to its outstanding fire properties the outer jacket of the cabling is smooth and durable for easy installation and pulling. The stranding keeps the cable flexible and easy to handle. The cable can be used in both indoor and outdoor or in humid environments.



INSTALL

CROSS SECTION	HIGHLIGHTS	INNER CONDUCTOR
	<ul style="list-style-type: none"> EN50399 CPR Euroclass B2ca-s1b,d0,a1 11 AWG (4 mm²) thin and dense stranded conductors Class 5 IEC 60228 compliant 	

Type of cable	2-core loudspeaker cable
Inner conductor	BC 48 x 0,31 mm (Ø) (OFC)
Inner conductor section	4 mm ²
American Wire Gauge	11 AWG
Insulation	Ø 4.5 mm Polyolefin
Insulation color	Red / Blue
Number of conductors	2
Conductor twisting	Yes
Filling	None
Separator	None
Outer jacket	Polyolefin
Outer jacket diameter	Ø 11.7 mm
Outer jacket color	Black
Smoke concentration	s1b: s1 with visibility ranging from 60% to 80%
Burning droplets	d0: no falling droplets
Acidity of the smoke	a1: Low acidity (UNE-EN 60754-2)

ELECTRICAL SPECIFICATIONS

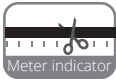
Max. conductor DC resistance	4.95 (Ohm/Km)
Dielectric strength	2 (KV / 1 min. DC)
Voltage rating	500V

AVAILABLE LENGTHS

100 m : CLS240-B2CA/1
300 m : CLS240-B2CA/3

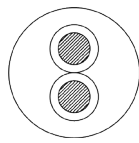


The CLS240-Cca series are 2-core installation loudspeaker cables compliant to the Cca standards of the Construction Product Regulation (CPR) regarding fire and flammability resistance in fixed installations, minimizing toxic smokes and providing optimal resistance to spreading fire. In addition to its outstanding fire properties the outer jacket of the cabling is smooth and durable for easy installation and pulling. The stranding keeps the cable flexible and easy to handle. The cable can be used in both indoor and outdoor or in humid environments.



INSTALL

CROSS SECTION



HIGHLIGHTS

- EN50399 CPR Euroclass Cca-s1b,d0,a1
- 11 AWG (4 mm²) thin and dense stranded conductors
- Class 5 IEC 60228 compliant

INNER CONDUCTOR



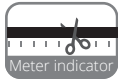
Type of cable	2-core loudspeaker cable
Inner conductor	BC 48 x 0.31 mm (Ø) (OFC)
Inner conductor section	4 mm ²
American Wire Gauge	11 AWG
Insulation	Ø 4.0 mm Polyolefin
Insulation color	Red / Blue
Number of conductors	2
Conductor twisting	Yes
Filling	None
Separator	None
Outer jacket	Polyolefin
Outer jacket diameter	Ø 10.2 mm
Outer jacket color	Black
Smoke concentration	s1b: s1 with visibility ranging from 60% to 80%
Burning droplets	d0: no falling droplets
Acidity of the smoke	a1: Low acidity (UNE-EN 60754-2)

ELECTRICAL SPECIFICATIONS

Max. conductor DC resistance	4.95 (Ohm/Km)
Dielectric strength	2 (KV / 1 min. DC)
Voltage rating	500V

AVAILABLE LENGTHS

100 m : CLS240-CCA/1
300 m : CLS240-CCA/3



The CLS440-Cca is a 4-core installation loudspeaker cable compliant to the Cca standard of the Construction Product Regulation (CPR) regarding fire and flammability resistance in fixed installations, minimizing toxic smokes and providing optimal resistance to spreading fire. In addition to its outstanding fire properties the outer jacket of the cabling is smooth and durable for easy installation and pulling. The cable consist of individually polyolefin isolated conductors with a section of 4 x 4.0 mm² (11 AWG) which are composed out of stranded bare copper wires. The stranding keeps the cable flexible and easy to handle. The cable can be used both indoor and outdoor or in humid environments.

CROSS SECTION	HIGHLIGHTS	INNER CONDUCTOR
	<ul style="list-style-type: none"> • EN50399 CPR Euroclass Cca-s1b,d0,a1 • 11 AWG (4 mm²) thin and dense stranded conductors • Class 5 IEC 60228 compliant 	

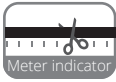
Type of cable	4-core loudspeaker cable
Inner conductor	BC 48 x 0.31 mm (Ø) (OFC)
Inner conductor section	4 mm ²
American Wire Gauge	11 AWG
Insulation	Ø 4.0 mm Polyolefin
Insulation color	Black, Red, Blue, Yellow
Number of conductors	4
Conductor twisting	Yes
Filling	None
Separator	None
Outer jacket	Polyolefin
Outer jacket diameter	Ø 11.8 mm
Outer jacket color	Black
Smoke concentration	s1b: s1 with visibility ranging from 60% to 80%
Burning droplets	d0: no falling droplets
Acidity of the smoke	a1: Low acidity (UNE-EN 60754-2)

ELECTRICAL SPECIFICATIONS

Max. conductor DC resistance	4.95 (Ohm/Km)
Dielectric strength	2 (KV / 1 min. DC)
Voltage rating	500V

AVAILABLE LENGTHS

300 m : CLS440-CCA/3



The CLS840-Cca is an 8-core installation loudspeaker cable compliant to the Cca standard of the Construction Product Regulation (CPR) regarding fire and flammability resistance in fixed installations, minimizing toxic smokes and providing optimal resistance to spreading fire. In addition to its outstanding fire properties the outer jacket of the cabling is smooth and durable for easy installation and pulling. The cable consist of individually polyolefin isolated conductors with a section of 8 x 4.0 mm² (11 AWG) which are composed out of stranded bare copper wires. The stranding keeps the cable flexible and easy to handle. The cable can be used both indoor and outdoor or in humid environments.

CROSS SECTION	HIGHLIGHTS	INNER CONDUCTOR
	<ul style="list-style-type: none"> • EN50399 CPR Euroclass Cca-s1b,d0,a1 • 11 AWG (4 mm²) thin and dense stranded conductors • Class 5 IEC 60228 compliant 	

Type of cable	8-core loudspeaker cable
Inner conductor	BC 48 x 0.31 mm (Ø) (OFC)
Inner conductor section	4 mm ²
American Wire Gauge	11 AWG
Insulation	Ø 4.0 mm Polyolefin
Insulation color	Red, Black, Blue, Yellow, Green, Grey, Orange, White
Number of conductors	8
Conductor twisting	Yes
Filling	None
Separator	None
Outer jacket	Polyolefin
Outer jacket diameter	Ø 16.4 mm
Outer jacket color	Black
Smoke concentration	s1b: s1 with visibility ranging from 60% to 80%
Burning droplets	d0: no falling droplets
Acidity of the smoke	a1: Low acidity (UNE-EN 60754-2)

ELECTRICAL SPECIFICATIONS

Max. conductor DC resistance	4.95 (Ohm/Km)
Dielectric strength	2 (KV / 1 min. DC)
Voltage rating	500V

AVAILABLE LENGTHS

300 m : CLS840-CCA/3


CMC224-CCA CONTRACTOR MICROPHONE CABLE



AVAILABLE: Q2 2019



The CMC224-Cca is a high quality installation microphone cable compliant to the Cca standards of the Construction Product Regulation (CPR) regarding fire and flammability resistance in fixed installations, minimizing toxic smokes and providing optimal resistance to spreading fire. In addition to its improved fire properties, the outer jacket of the cabling is smooth and durable for easy installation and pulling. It consists of stranded conductors with an aluminum foil shielding and drain wire, which guarantees a high installers convenience. The highly effective shielding guarantees an excellent immunity against noise and interference caused by external devices. The stranding keeps the cable flexible and easy to handle. The cable can be used both indoor and outdoor.

<h3>CROSS SECTION</h3> 	<h3>HIGHLIGHTS</h3> <ul style="list-style-type: none"> • EN50399 CPR Euroclass Cca-s1b,d0,a1 • 24 AWG (0.20 mm²) thin and dense stranded conductors • Aluminum shielded conductors with drain wire 	<h3>INNER CONDUCTOR</h3>  <h3>SHIELDING</h3> 
--	--	---


Type of cable	24 AWG Microphone cable
Inner conductor	BC 25 x 0.1 mm (Ø) (OFC)
Inner conductor section	0.20 mm ²
American Wire Gauge	24 AWG
Insulation	Ø 1.15 mm Polyolefin
Insulation color	White / Red
Number of conductors	2
Conductor twisting	Yes
Shielding	Al-foil + drain wire
Outer jacket	Polyolefin
Outer jacket diameter	Ø 3.7 mm
Outer jacket color	Black
Smoke concentration	s1b: s1 with visibility ranging from 60% to 80%
Burning droplets	d0: no falling droplets
Acidity of the smoke	a1: Low acidity (UNE-EN 60754-2)

ELECTRICAL SPECIFICATIONS

Max. conductor DC resistance	85 (Ohm/Km)
Dielectric strength	500 (KV / 1 min. DC)
Voltage rating	100V

AVAILABLE LENGTHS

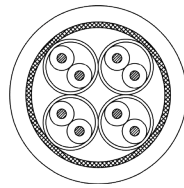
100 m : CMC224-CCA/1
 300 m : CMC224-CCA/3



INSTALL

The CCT70S-Cca is a CAT7 installation networking cable compliant to the Cca standard of the Construction Product Regulation (CPR) regarding fire and flammability resistance in fixed installations, minimizing toxic smokes and providing optimal resistance to spreading fire. In addition to its outstanding fire properties the outer jacket of the cabling is smooth and durable for easy installation and pulling. The cable consists of 4 individually shielded twisted pair cables with solid 23 AWG conductors, overall braided shielding is provided to reduce crosstalk and system noise to a minimum resulting in a higher bandwidth and improved immunity against noise and interference caused by external devices. Providing an optimized solution for 100Base-T, 1000Base-TX and 10GBase-T gigabit networks.

CROSS SECTION



HIGHLIGHTS

- EN50399 CPR Euroclass Cca-s1a,d1,a1
- 600 Mhz performance, up to 10GBase-T
- IEC 60332-1 NHFR compliant
- Al-foil individual & braided overall shielding
- Reference standard: UL Subject 444, TIA/EIA 568B.2 & ISO / IEC 11801, IEC 61156-5

INNER CONDUCTOR



SHIELDING




Type of cable	S/FTP CAT7 Networking cable
Inner conductor	BC 1 x 0.566 mm (Ø) (OFC)
Inner conductor section	0,25 mm ²
American Wire Gauge	23 AWG
Insulation	Foamed PE
Insulation color	Green / White & Green ; Blue / White & Blue ; Orange / White & Orange ; Brown / White & Brown
Number of conductors	8 (4 pairs)
Shielding	Al-mylar, 100% coverage – 25% overlap
Overall shielding	TC 10 x 8 x 0.08 mm (Ø) (OFC) - braid
Seperator	None
Outer jacket	LSZH
Outer jacket color	Black
Smoke concentration	s1a: s1 with visibility over 80%
Burning droplets	d1: burning droplets persist less than 10ms
Acidity of the smoke	a1: Low acidity (UNE-EN 60754-2)

ELECTRICAL SPECIFICATIONS

Max. Delay / Skew	<25ns / 100m
Rated voltage	300 V
Nom. Velocity of propagation	76%
Characteristic impedance	100 Ω ± 15 Ω
Max. conductor DC resistance	7.9 Ω / 100m
Max. conductor DC resistance unbalanced	< 2%
Nom. mutual capacitance	5,6µF/100m
Pair to ground capacitance unbalance Max Capacitance	< 160pF/100m
Pair to ground capacitance unbalance	< 330pF/100m

AVAILABLE LENGTHS

305 m : CCT70S-CCA/3



INSTALL

The CCT65F-B2ca is a CAT6A installation networking cable compliant to the B2ca standard of the Construction Product Regulation (CPR) regarding fire and flammability resistance in fixed installations, minimizing toxic smokes and providing optimal resistance to spreading fire. In addition to its outstanding fire properties the outer jacket of the cabling is smooth and durable for easy installation and pulling. The cable consists of 4 individually shielded twisted pair cables with solid 23 AWG conductors. This way, crosstalk and system noise is reduced to a minimum, resulting in a higher bandwidth and improved immunity against noise and interference caused by external devices. Providing an optimized solution for 100Base-T, 1000Base-TX and 10GBase-T gigabit networks.

<h3>CROSS SECTION</h3> 	<h3>HIGHLIGHTS</h3> <ul style="list-style-type: none"> • EN50399 CPR Euroclass B2ca-s1a,d1,a1 • 500 Mhz performance, up to 10GBase-T • Reference standard: UL Subject 444,TIA/EIA 568B.2/568C.2 & ISO / IEC 11801, IEC 61156-5 • Aluminum foil individual shielding 	<h3>INNER CONDUCTOR</h3>  <h3>SHIELDING</h3> 
--	---	---


Type of cable	U/FTP CAT6A Networking cable
Inner conductor	BC 1 x 0.56 mm (Ø) (OFC)
Inner conductor section	0,25 mm²
American Wire Gauge	23 AWG
Insulation	Foamed PE
Insulation color	Green / White & Green ; Blue / White & Blue ; Orange / White & Orange ; Brown / White & Brown
Number of conductors	8 (4 pairs)
Conductor twisting	Yes
Shielding	Al-mylar, 100% coverage – 25% overlap
Outer jacket	LSZH
Outer jacket color	Black
Smoke concentration	s1a: s1 with visibility over 80%
Burning droplets	d1: burning droplets persist less than 10ms
Acidity of the smoke	a1: Low acidity (UNE-EN 60754-2)

ELECTRICAL SPECIFICATIONS

Max. Delay / Skew	<25ns / 100m
Rated voltage	300 V
Nom. Velocity of propagation	74%
Characteristic impedance	100 Ω ± 15 Ω
Max. conductor DC resistance	8.3 Ω / 100m
Max. conductor DC resistance unbalanced	< 2%
Nom. mutual capacitance	5,6µF/100m
Pair to ground capacitance unbalance Max Capacitance	< 160pF/100m
Pair to ground capacitance unbalance	< 330pF/100m

AVAILABLE LENGTHS

305 m : CCT65F-B2CA/3



INSTALL

The CCT65F-Cca is a CAT6A installation networking cable compliant to the Cca standard of the Construction Product Regulation (CPR) regarding fire and flammability resistance in fixed installations, minimizing toxic smokes and providing optimal resistance to spreading fire. In addition to its Improved fire properties the outer jacket of the cabling is smooth and durable for easy installation and pulling. The cable consists of 4 individually shielded twisted pair cables with solid 23 AWG conductors. This way, crosstalk and system noise is reduced to a minimum, resulting in a higher bandwidth and improved immunity against noise and interference caused by external devices. Providing an optimized solution for 100Base-T, 1000Base-TX and 10GBase-T gigabit networks.

<h3>CROSS SECTION</h3>	<h3>HIGHLIGHTS</h3> <ul style="list-style-type: none"> • EN50399 CPR Euroclass Cca-s1a,d1,a1 • 500 Mhz performance, up to 10GBase-T • Reference standard: UL Subject 444,TIA/EIA 568B.2/568C.2 & ISO / IEC 11801, IEC 61156-5 • Aluminum foil individual shielding 	<h3>INNER CONDUCTOR</h3> <h3>SHIELDING</h3>
------------------------	--	---


Type of cable	U/FTP CAT6A Networking cable
Inner conductor	BC 1 x 0.56 mm (Ø) (OFC)
Inner conductor section	0,25 mm²
American Wire Gauge	23 AWG
Insulation	Foamed PE
Insulation color	Green / White & Green ; Blue / White & Blue ; Orange / White & Orange ; Brown / White & Brown
Number of conductors	8 (4 pairs)
Conductor twisting	Yes
Shielding	Al-mylar, 100% coverage – 25% overlap
Seperator	None
Outer jacket	LSZH
Outer jacket color	Black
Smoke concentration	s1a: s1 with visibility over 80%
Burning droplets	d1: burning droplets persist less than 10ms
Acidity of the smoke	a1: Low acidity (UNE-EN 60754-2)

ELECTRICAL SPECIFICATIONS

Max. Delay / Skew	<25ns / 100m
Rated voltage	300 V
Nom. Velocity of propagation	74%
Characteristic impedance	100 Ω ± 15 Ω
Max. conductor DC resistance	8.3 Ω / 100m
Max. conductor DC resistance unbalanced	< 2%
Nom. mutual capacitance	5,6µF/100m
Pair to ground capacitance unbalance Max Capacitance	< 160pF/100m
Pair to ground capacitance unbalance	< 330pF/100m

AVAILABLE LENGTHS

305 m : CCT65F-CCA/3



INSTALL

The CCT65F-Dca is a CAT6A installation networking cable compliant to the Dca standard of the Construction Product Regulation (CPR) regarding fire and flammability resistance in fixed installations, minimizing toxic smokes and providing optimal resistance to spreading fire. In addition to its Improved fire properties the outer jacket of the cabling is smooth and durable for easy installation and pulling. The cable consists of 4 individually shielded twisted pair cables with solid 23 AWG conductors. This way, crosstalk and system noise is reduced to a minimum, resulting in a higher bandwidth and improved immunity against noise and interference caused by external devices. Providing an optimized solution for 100Base-T, 1000Base-TX and 10GBase-T gigabit networks.

<h3>CROSS SECTION</h3> 	<h3>HIGHLIGHTS</h3> <ul style="list-style-type: none"> • EN50399 CPR Euroclass Dca-s1a,d1,a1 • 500 Mhz performance, up to 10GBase-T • Reference standard: UL Subject 444,TIA/EIA 568B.2/568C.2 & ISO / IEC 11801, IEC 61156-5 • Aluminum foil individual shielding 	<h3>INNER CONDUCTOR</h3>  <h3>SHIELDING</h3> 
--	--	---

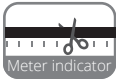
Type of cable	U/FTP CAT6A Networking cable
Inner conductor	BC 1 x 0.56 mm (Ø) (OFC)
Inner conductor section	0,25 mm ²
American Wire Gauge	23 AWG
Insulation	Foamed PE
Insulation color	Green / White & Green ; Blue / White & Blue ; Orange / White & Orange ; Brown / White & Brown
Number of conductors	8 (4 pairs)
Conductor twisting	Yes
Shielding	Al-mylar, 100% coverage – 25% overlap
Outer jacket	LSZH
Outer jacket color	Black
Smoke concentration	s1a: s1 with visibility over 80%
Burning droplets	d1: burning droplets persist less than 10ms
Acidity of the smoke	a1: Low acidity (UNE-EN 60754-2)

ELECTRICAL SPECIFICATIONS

Max. Delay / Skew	<25ns / 100m
Rated voltage	300 V
Nom. Velocity of propagation	74%
Characteristic impedance	100 Ω ± 15 Ω
Max. conductor DC resistance	8.3 Ω / 100m
Max. conductor DC resistance unbalanced	< 2%
Nom. mutual capacitance	5,6µF/100m
Pair to ground capacitance unbalance Max Capacitance	< 160pF/100m
Pair to ground capacitance unbalance	< 330pF/100m

AVAILABLE LENGTHS

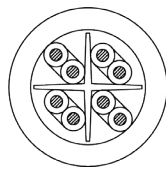
305 m : CCT65F-DCA/3



INSTALL

The CCT60U-B2ca is a CAT6 installation networking cable compliant to the B2ca standard of the Construction Product Regulation (CPR) regarding fire and flammability resistance in fixed installations, minimizing toxic smokes and providing optimal resistance to spreading fire. In addition to its outstanding fire properties the outer jacket of the cabling is smooth and durable for easy installation and pulling. The cable consists of 4 twisted pair cables with solid 23 AWG conductors and a "+" shaped separator. This way, crosstalk and system noise is reduced to a minimum, resulting in a higher bandwidth and improved immunity against noise and interference caused by external devices. Providing an optimized solution for 10Base-T, 100Base-TX and 1000Base-T gigabit networks.

CROSS SECTION



HIGHLIGHTS

- EN50399 CPR Euroclass B2ca-s1a,d1,a1 compliant cable
- 250 Mhz performance, up to 1000Base-T
- "+" Shaped separator to reduce crosstalk
- Reference standard: UL Subject 444,TIA/EIA 568B.2/568C.2 & ISO / IEC 11801, IEC 61156-5

INNER CONDUCTOR




Type of cable	U/UTP CAT6 Networking cable
Inner conductor	BC 1 x 0.56 mm (Ø) (OFC)
Inner conductor section	0,25 mm²
American Wire Gauge	23 AWG
Insulation	Foamed PE
Insulation color	Green / White & Green ; Blue / White & Blue ; Orange / White & Orange ; Brown / White & Brown
Number of conductors	8 (4 pairs)
Conductor twisting	Yes
Separator	+ shaped separator
Shielding	Al-mylar, 100% coverage – 25% overlap
Outer jacket	LSZH
Outer jacket color	Black
Smoke concentration	s1a: s1 with visibility over 80%
Burning droplets	d1: burning droplets persist less than 10ms
Acidity of the smoke	a1: Low acidity (UNE-EN 60754-2)

ELECTRICAL SPECIFICATIONS

Max. Delay / Skew	<45ns / 100m
Rated voltage	300 V
Nom. Velocity of propagation	69%
Characteristic impedance	100 Ω ± 15 Ω
Max. conductor DC resistance	8.2 Ω / 100m
Max. conductor DC resistance unbalanced	< 2%
Nom. mutual capacitance	5,6µF/100m
Pair to ground capacitance unbalance Max Capacitance	< 160pF/100m
Pair to ground capacitance unbalance	< 330pF/100m

AVAILABLE LENGTHS

305 m : CCT60U-B2CA/3



INSTALL

The CCT60U-Cca is a CAT6 installation networking cable compliant to the Cca standard of the Construction Product Regulation (CPR) regarding fire and flammability resistance in fixed installations, minimizing toxic smokes and providing optimal resistance to spreading fire. In addition to its improved fire properties the outer jacket of the cabling is smooth and durable for easy installation and pulling. The cable consists of 4 twisted pair cables with solid 23 AWG conductors and a "+" shaped separator. This way, crosstalk and system noise is reduced to a minimum, resulting in a higher bandwidth and improved immunity against noise and interference caused by external devices. Providing an optimized solution for 10Base-T, 100Base-TX and 1000Base-T gigabit networks.

CROSS SECTION	HIGHLIGHTS	INNER CONDUCTOR
	<ul style="list-style-type: none"> EN50399 CPR Euroclass Cca-s1a,d1,a1 250 Mhz performance, up to 1000Base-T "+" Shaped separator to reduce crosstalk Reference standard: UL Subject 444,TIA/EIA 568B.2/568C.2 & ISO / IEC 11801, IEC 61156-5 	

Type of cable	U/UTP CAT6 Networking cable
Inner conductor	BC 1 x 0.56 mm (Ø) (OFC)
Inner conductor section	0,25 mm²
American Wire Gauge	23 AWG
Insulation	Foamed PE
Insulation color	Green / White & Green ; Blue / White & Blue ; Orange / White & Orange ; Brown / White & Brown
Number of conductors	8 (4 pairs)
Conductor twisting	Yes
Separator	+ shaped separator
Outer jacket	LSZH
Outer jacket color	Black
Smoke concentration	s1a: s1 with visibility over 80%
Burning droplets	d1: burning droplets persist less than 10ms
Acidity of the smoke	a1: Low acidity (UNE-EN 60754-2)

ELECTRICAL SPECIFICATIONS

Max. Delay / Skew	<45ns / 100m
Rated voltage	300 V
Nom. Velocity of propagation	69%
Characteristic impedance	100 Ω ± 15 Ω
Max. conductor DC resistance	8.2 Ω / 100m
Max. conductor DC resistance unbalanced	< 2%
Nom. mutual capacitance	5,6µF/100m
Pair to ground capacitance unbalance Max Capacitance	< 160pF/100m
Pair to ground capacitance unbalance	< 330pF/100m

AVAILABLE LENGTHS

305 m : CCT60U-CCA/3



The CCT60U-Dca is a CAT6 installation networking cable compliant to the Dca standard of the Construction Product Regulation (CPR) regarding fire and flammability resistance in fixed installations, minimizing toxic smokes and providing optimal resistance to spreading fire. In addition to its improved fire properties the outer jacket of the cabling is smooth and durable for easy installation and pulling. The cable consists of 4 twisted pair cables with solid 23 AWG conductors and a "+" shaped separator. This way, crosstalk and system noise is reduced to a minimum, resulting in a higher bandwidth and improved immunity against noise and interference caused by external devices. Providing an optimized solution for 10Base-T, 100Base-TX and 1000Base-T gigabit networks.

CROSS SECTION	HIGHLIGHTS	INNER CONDUCTOR
	<ul style="list-style-type: none"> EN50399 CPR Euroclass Dca-s2,d1,a1 250 Mhz performance, up to 1000Base-T "+" Shaped separator to reduce crosstalk Reference standard: UL Subject 444,TIA/EIA 568B.2/568C.2 & ISO / IEC 11801, IEC 61156-5 	

Type of cable	U/UTP CAT6 Networking cable
Inner conductor	BC 1 x 0.56 mm (Ø) (OFC)
Inner conductor section	0,25 mm²
American Wire Gauge	23 AWG
Insulation	Foamed PE
Insulation color	Green / White & Green ; Blue / White & Blue ; Orange / White & Orange ; Brown / White & Brown
Number of conductors	8 (4 pairs)
Conductor twisting	Yes
Separator	+ shaped separator
Outer jacket	LSZH
Outer jacket color	Black
Smoke concentration	s2: intermediate smoke production
Burning droplets	d1: burning droplets persist less than 10ms
Acidity of the smoke	a1: Low acidity (UNE-EN 60754-2 conductivity <2,5ms/mm y pH > 4.3)

ELECTRICAL SPECIFICATIONS

Max. Delay / Skew	<45ns / 100m
Rated voltage	300 V
Nom. Velocity of propagation	69%
Characteristic impedance	100 Ω ± 15 Ω
Max. conductor DC resistance	8.2 Ω / 100m
Max. conductor DC resistance unbalanced	< 2%
Nom. mutual capacitance	5,6µF/100m
Pair to ground capacitance unbalance Max Capacitance	< 160pF/100m
Pair to ground capacitance unbalance	< 330pF/100m

AVAILABLE LENGTHS

305 m : CCT60U-DCA/3

INDEX

CCT60U-B2CA	19	CCT65F-CCA	17	CLS215-CCA	7	CLS240-CCA	11
CCT60U-CCA	20	CCT65F-DCA	18	CLS225-B2CA	8	CLS440-CCA	12
CCT60U-DCA	21	CCT70S-CCA	15	CLS225-CCA	9	CLS840-CCA	13
CCT65F-B2CA	16	CLS215-B2CA	6	CLS240-B2CA	10	CMC224-CCA	14

This brochure is made with care and attention for details and is as complete as possible on publication date. Due to the fact our products, documentation and products range are continuously improved and expanded, updates may have occurred since publication date.

To be always up to date with the latest improvements and additions or to obtain additional product information, please visit the product page on our website procab.be

procab.be



AUDIO



VIDEO



DIGITAL



POWER