

See rear side of this leaflet for more information

AUDAC

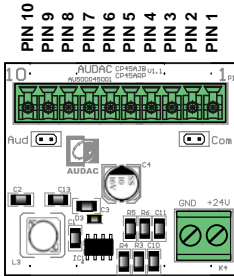
Enkel aan te sluiten door een vakman
 Connections only to be made by professionals
 Seulement à brancher par un professionnel
 Nur anzuschließen von einem Fachmann

Connections CP43/45ARP

Pin	Conductor To Matrix	Conductor To DW5065 / APM	Signal
Pin 1	White - Orange	White - Orange	
Pin 2	Orange	Orange	
Pin 3	White - Green	White - Green	+24V DC
Pin 4	Blue	Blue	RS485 DATA +
Pin 5	White - Blue	White - Blue	RS485 DATA -
Pin 6	Green	Green	GND
Pin 7		White - Brown	AUDIO RX +
Pin 8		Brown	AUDIO RX -
Pin 9	White - Brown		AUDIO TX +
Pin 10	Brown		AUDIO TX -

JUMPER SETTINGS

This repeater contains two jumpers for termination of the AUDIO and COMMUNICATION lines. The AUDIO lines should always be terminated ('AUD' Jumper placed). The COMMUNICATION lines are always terminated in the peripheral unit itself (APM or DW5065) and in normal circumstances must never be terminated this repeater. ('Com' Jumper NOT placed)




ATTENTION

Only make changes to connections when the mains power is switched OFF for all connected devices

24 Volts Connection

Additional 24 V power should only be connected when the supplied voltage drops below threshold level because of long cable length (133 meter when APM and 300 meter when DW5065 connected)




See front side of this leaflet for more information

AUDAC

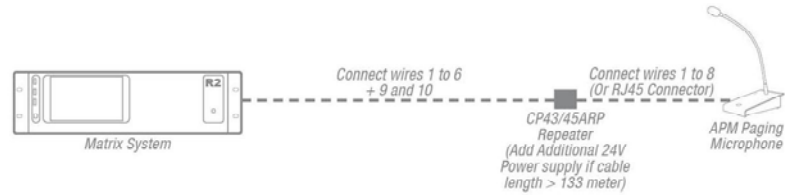
Enkel aan te sluiten door een vakman
Connections only to be made by professionals
Seulement à brancher par un professionnel
Nur anzuschließen von einem Fachmann

Connection Examples

Connecting DW5065 Wall Panel



Connecting APM Paging Console



RJ45 Connector

Connecting pins 1 to 8 are duplicated on the RJ45 connector at the front panel of the repeater.